

## Blood Banking in India: Ten Years Later

Sue Johnson, MSTM, MT(ASCP)SBB  
Director, Clinical Education  
BloodCenter of Wisconsin  
Milwaukee, WI

Celebrating **70** Years



saving lives



servicing communities



seeking cures



## Objectives

- Describe the Indian Immunohematology Initiative.
- Explain the transition in pretransfusion testing practice in India over the last 10 years.
- Discuss the successes and challenges of implementing a program



February 2007

CAP TODAY / 5

## Indian blood bankers soaking up U.S. know-how

**Anne Ford**  
**D**uring his trips to India, where he has given several blood banking talks and workshops for health professionals over the past 15 months, Jim Perkins, MD, refuses to

assume a preachy attitude. "I didn't want to go someplace and say, 'You should be doing this—that's the way we do it,'" he says. "Because who am I to say, 'This is an appropriate health priority at your stage of development?'" Dr. Perkins is director of Evanston Northwestern Healthcare Blood Banks, headquartered in Evanston, Ill., and assistant professor of pathology at Northwestern University's Feinberg School of Medicine, Chicago.

As it turns out, however, he and the medical professionals he has met there share one of the same priorities: to improve the safety of the Indian blood supply, particularly in regard to blood group antibody testing, which few blood centers there perform. "The typical pre-transfusion testing sequence in India is an ABO and Rh type on the donor and recipient, and then a crossmatch," he says. "If they have a positive crossmatch, most places just simply keep cross-matching additional units, without identifying the cause of the positive crossmatch, and that's a limited approach. They can't deal with autoantibodies. If your cross-matches are positive with everyone, you don't know, 'Is this a clinically significant antibody against

knew they wanted to do this. When a technologist sits in a laboratory and is getting positive crossmatches and has to issue incompatible blood, that's a terrible thing. They're afraid for the patient. And that provides a tremendous incentive for them to want to be able to solve these problems. So we have had a tremendously positive reception everywhere we've gone."

Dr. Perkins' interest in the topic stems from a visit to Pakistan in January 2004. During the trip, he and his blood banking colleagues Mohammed Pothiwala, MS, MT (ASCP)SBB, technical director of the blood bank at the University of Chicago Hospitals, and Syed Arif Azeem, MT(ASCP)SBB,

Bhawan hospitals in Indore, India, offered to help arrange a similar trip to India. The result: a 17-day visit in November and December 2005, during which Dr. Perkins gave talks at the Indian Society of Blood Transfusion and Immunohematology meeting in the city of Udaipur, the Prathama Blood Centre in Ahmedabad, the Choithram Hospital in Indore, and (in the neighboring country of Nepal) the South Asian Association of Transfusion Medicine meeting in Kathmandu.

"As in Pakistan, I talked about everything," Dr. Perkins says. "My primary talk at the ISBTI meeting was on setting up a peripheral blood stem cell transplant program. In Ahmedabad I talked about transfusion reactions, in Kathmandu I did case studies—i.e., told stories—and talked about antibodies, and in Indore I talked about antibodies, HDN, and indications for red blood cell transfusion."

"His visit was a grand success," Dr. Singhi says. "I can still remember how he singlehandedly gave a nonstop three-hour talk at a symposium on blood banking and blood group antibodies that I had arranged at my institution. All my colleagues here were literally glued to their seats during that presen-

**CAP TODAY**  
 February 2007 Vol. 21 No. 2  
 Copyright 2007 by the College of American Pathologists. All rights reserved. None of the contents of this publication may be reproduced, stored in a retrieval system, or transmitted in any form or by any means electronic, mechanical, photocopying, recording, or otherwise, without prior written permission of the publisher. Views and opinions expressed in CAP Today are not necessarily endorsed by the CAP.  
**President:** Thomas M. Sokoloski, MD  
**President-Elect:** David N. Schwartz, MD, PhD  
**Secretary-Treasurer:** Gene N. Horbar, MD  
**Immediate Past President:** Mary E. Koss, MD  
**Governors:** Stephen N. Roser, MD, Robert L. Brickerhoff, MD, Karen S. Dale, MD, E. Sandy Eckert, MD, Sidney A. Goldblatt, MD, Andrew J. Haverstick, MD, Martin H. Levin, MD, James A. Robb, MD, Jay F. Schanberg, MD, Gail Halperin Vance, MD, Thomas M. Wheeler, MD, Louis D. Wright Jr., MD  
**Speaker, House of Delegates:** Thomas Joseph Cooper Jr., MD  
**Vice Speaker:** James D. Odum, MD  
**Resident Forum Chair:** Samuel K. Craggins, MD  
**Nominating Vice President:** Nicola M. Toroni  
**Medical Editorial Board to CAP TODAY:** Thomas L. Williams, MD, chair; Michael G. Bunch, MD, PhD, MPE, David J. Brunsberg, MD, Philip T. Cagle, MD, Robert P. DeCrescenzo, MD, Meryl H. Haber, MD, Seth L. Haber, MD, Jonathan L. Hank, MD, Frederick L. Harshbarger, MD, PhD, Alfred F.K. Lee, MD, Kelly L. Rowe, MD, Gene P. Siegel, MD, PhD  
**Contributing Editors:** Raymond D. Allen, MD, MS, chair; Ronald M. Pineda, MD, Michael Christ, MD, Nancy E. Connors, ME, Robert P. DeCrescenzo, MD, Seth L. Haber, MD, Mark S. Eskin, MD, Richard A. George, MD, Hal Weiner  
**Editorial Office:** College of American Pathologists, 520 Washington Road, Northfield, IL 60093



# Indian Immunohematology Initiative



Indian Immunohematology Initiative



## Indian Immunoematology Initiative

- The goal of III is to improve the safety of blood transfusion in India by promoting implementation of up-to-date immunoematologic testing methods.



## Indian Immunoematology Initiative

- Conduct hands-on (“wet”) workshops
- Provide and support immunoematology instruction at the annual ISBTI meeting
- Perform consultations and support for implementation of improved testing at Indian blood centers and hospitals
- Host Indian immunoematologists for technical training in members’ laboratories





### India - Demographics

	2006	2016
Population, est.	1,111,713,910	1,326,801,576
Birth Rate/1,000	22	20
Infant Mortality Rate/1,000	54.6	41.8
Life Expectancy	64.7	68

<http://data.worldbank.org/indicator/SP.DYN.LE00.IN>



## Countries Ranked by Population: 2016

1	China	1,373,541,000
2	<b>India</b>	<b>1,326,801,000</b>
3	United States	323,996,000
4	Indonesia	231,820,243
5	Brazil	205,824,000

Data updated 08-24-2016 Source:  
U.S. Census Bureau, International Data Base

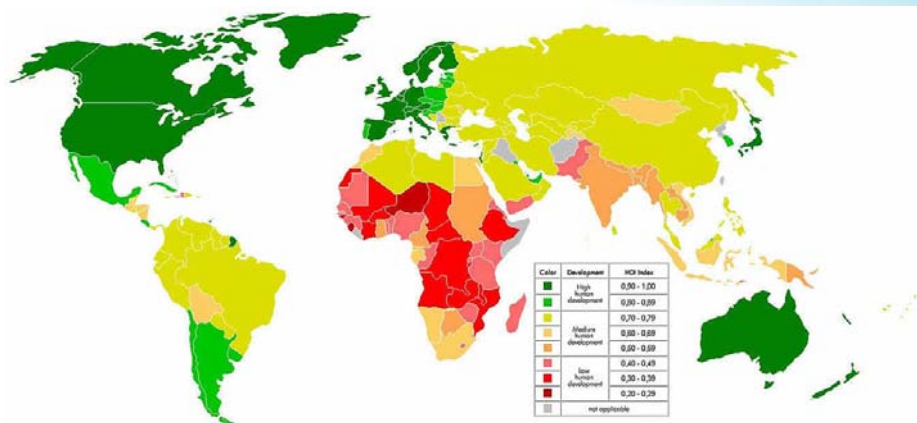


## Human Development Index (HDI)

- Life Expectancy Index
- Life expectancy at birth (in years)
- Education Index (EI)
- Mean years of schooling (in years)
- Expected years of schooling (in years)
- Income Index
- Per capita income



## Human Development Index by Country



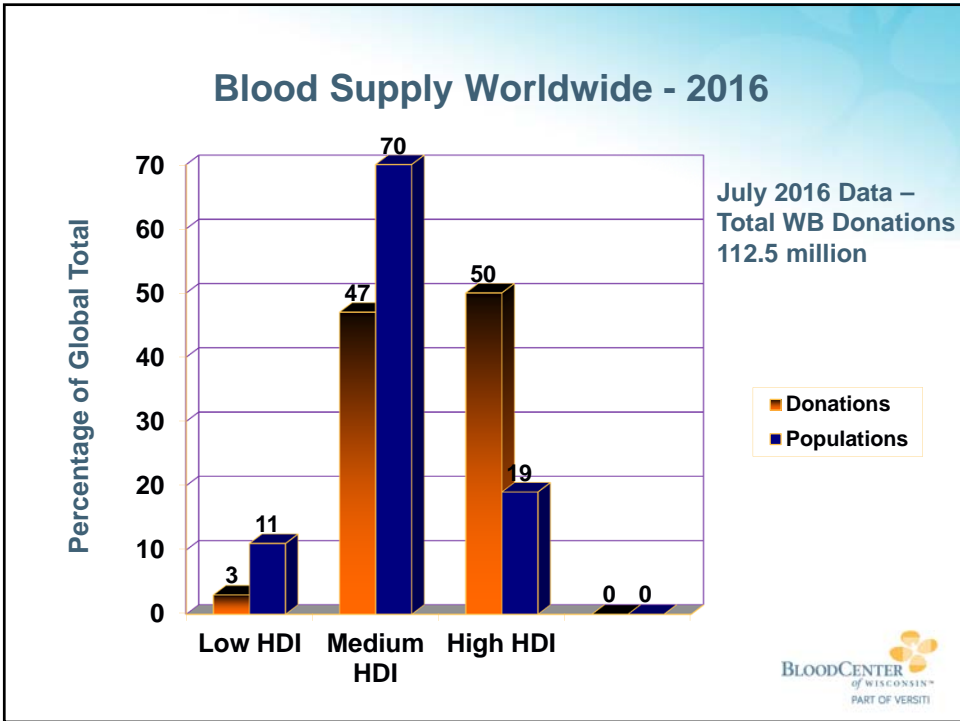
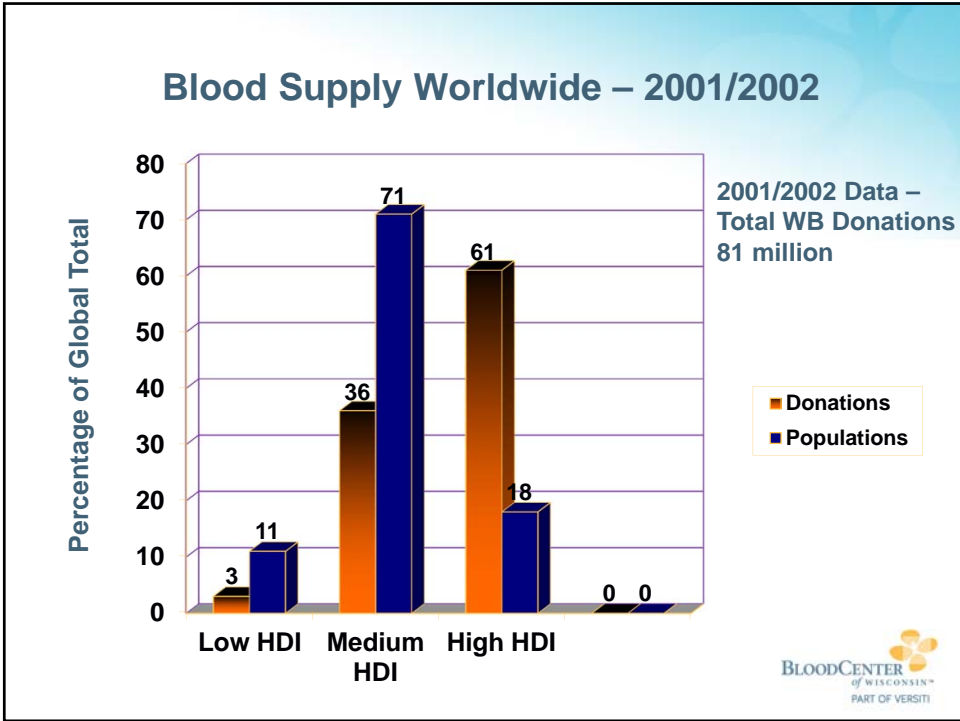
[http://www.nationsonline.org/oneworld/human\\_development.htm](http://www.nationsonline.org/oneworld/human_development.htm)

BLOODCENTER  
of WISCONSIN™  
PART OF VERSITI

## Developing Countries Blood Usage

- In low-HDI countries, up to 65% of blood transfusions are given to children under 5 years of age
- Childbirth
  - Globally ½ million women die from hemorrhage in childbirth
- Trauma

BLOODCENTER  
of WISCONSIN™  
PART OF VERSITI



## Indian Blood Banks

- 2006 – 1,850 blood banks
  - 52% of donors are volunteer
- 2016 – 2,760 blood banks!



## Indian Blood Donors

- 2006
  - “Professional Blood Sellers”
    - Pose as replacement donors
    - Majority of public sector and physicians “buy” blood
  - Easier to “hire” a professional blood seller
  - ~50% volunteer
- 2016
  - ~30-100% volunteer (~65%)





## Accreditation

- The National Accreditation Board for Hospitals and Healthcare Providers (NABH), an arm of Quality Council of India (QCI), launched its accreditation standard programme for blood banks and transfusion services on January 25, 2008.



## Standards & Accreditation

- *Standards for Blood Banks and Transfusion Services – 1<sup>st</sup> ed. 2008*
- National AIDS Control Organization (NACO), Ministry of Health and Family Welfare, Government of India
- U.S Centers for Disease Control and Prevention (HHS/CDC) Division of Global HIV and TB (DGHT), India grant
  - Christian Medical College, Vellore & Christian Medical Association of India (CMAI), New Delhi



## Assessment of NACO Supported Blood Banks 2016

- 1,126 NACO, Ministry of Health and Family Welfare (MoHFW) supported blood (~39.8% of total blood banks)
  - 79% (867) owned by public sector
  - 21% (234) owned by non-profit sector such as non-governmental/non profit, charitable trusts, societies, foundations



## Assessment of NACO Supported Blood Banks 2016

- Component Separation
  - 39% (427) had components lab (most non-government)
- 70% of blood collected from blood banks have component lab (427)
  - Annual collection was 6,828,055 units ~ 60% of blood requirement based on WHO requirements (1% of population)



## Crossmatch Laboratory - 2006

- Samples to BC from the area
- Pretransfusion Testing
  - ABO, Rh Forward type on slide
    - -A, -B, -A,B, -D
    - One tech performs and a second interprets
  - Reverse Type in tubes
  - Gel Crossmatch on IgG card

No routine Antibody Detection Test (Screen)!



## Positive Crossmatch 2006

- Repeat crossmatch in saline IAT & albumin 37C and IAT test tube
  - 1 minute centrifugation at 1,000 rpm
  - Very few small, benchtop centrifuges available
- No antibody detection test (screen)



## Positive Crossmatch 2006

- Switch to O Rh Negative blood and crossmatch with all 3 methods
  - Gel
  - Saline IAT
  - Albumin IAT



## Getting Ready to Leave

- Procure workshop samples
  - Known antibody positive donors
- Identify donors with antibodies that could be used for typing
- Label and aliquot tubes
- Pack cooler/suitcase



## Curriculum

- Reading agglutination reactions: anti-A titration
- Method comparison; positive antibody screen due to anti-E
  - 2 drops/AHG, 4 drops/AHG, LISS /AHG, Gel
- Antibody I.D. panel & RBC selected cells; anti-E
- Reagent QC



BLOODCENTER  
of WISCONSIN™  
PART OF VERSITI

## Curriculum, cont'd

- Type & screen x2 & ISXM; 1 xm pos mislabeled unit
- Type & screen/ABO discrepancy due to anti-M
- Antibody Identification - anti-c
- Antibody Identification - anti-K + anti-Fya
- Warm autoantibody; panel, DAT, eluate



BLOODCENTER  
of WISCONSIN™  
PART OF VERSITI

## ABO, Rh TYPE FREQUENCY IN GUJARAT

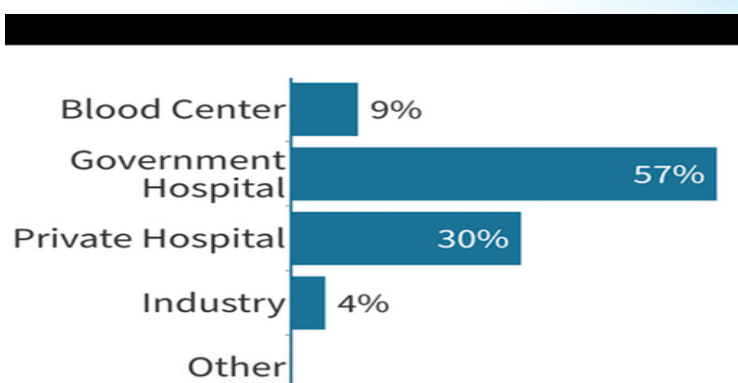
B Pos	26%
O Pos	25%
A Pos	20%
O Neg	2-4%*

\* We'll call you when we need you!

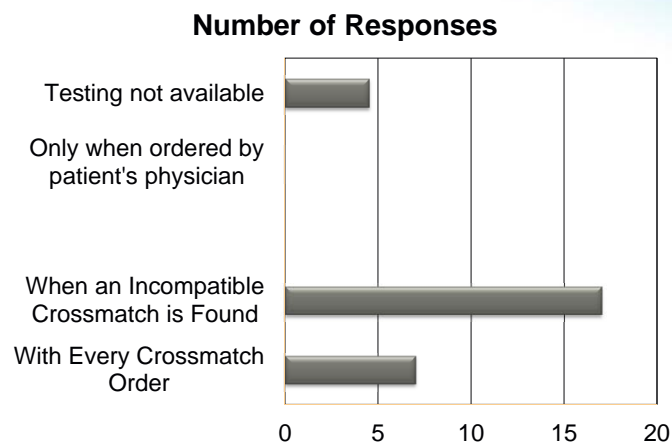


## AABB AATM Meeting - Bangalore 2016

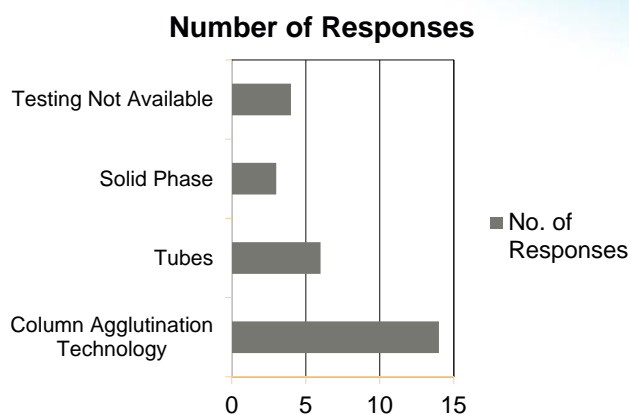
27 Respondents



### AABB AATM Meeting – Bangalore 2016 How often do you perform antibody detection/screen?



### AABB AATM Meeting – Bangalore 2016 What is the routine technique used for antibody detection/screen?



## Alloimmunization Rates in Thalassemics of Indian Origin

Pahuja S, Pujani M, Gupta SK, et al. Alloimmunization and red cell autoimmunization in multitransfused thalassemics of Indian origin. Hematology 2010;15:74-7

- 3.79% reported
- Rh and K antibodies account for >90% of antibodies
- Anti-c, Anti-E and Anti-K account for 60%



Indian  
Immunohematology  
Initiative



BLOODCENTER  
of WISCONSIN™  
PART OF VERSITI

## Lions Blood Bank - Delhi 2011 – 2014 Results

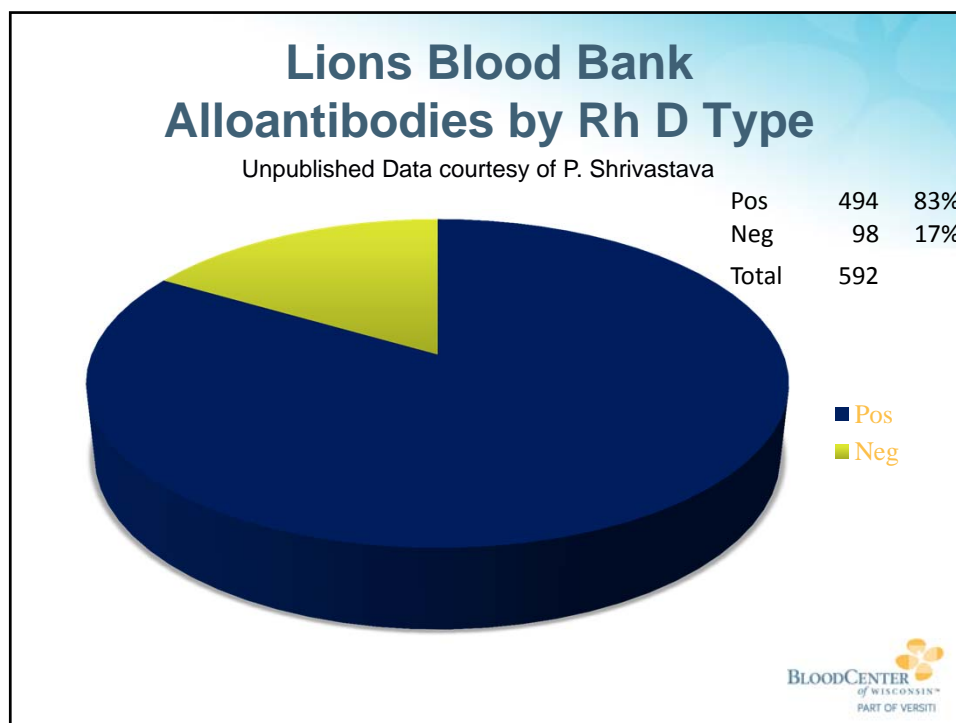
Unpublished Data courtesy of P. Shrivastava

- 61,994 patients
- 723 (1.16%) Positive Antibody Screen
  - 131 (0.21%) Autoantibodies
  - 592 (0.95%) Alloantibodies
- Autoantibodies 18.11%
- Alloantibodies 81.88%



BLOODCENTER  
of WISCONSIN™  
PART OF VERSITI





### Specificities of Alloantibodies Lions Blood Bank 2011-2014

Unpublished Data courtesy of P. Shrivastava

	Single Ab N-412	Multiple Ab N-206	Total Ab N-618	% of Total N-618		Single Ab	Multiple Abs	Total	% of Total N-618
-D	149	25	174	28.2 %	-Fy <sup>a</sup>	08	04	12	1.94 %
-C	06	27	33	5.33 %	-Fy <sup>b</sup>	0	06	06	0.97 %
-c	16	31	47	7.60 %	-M	32	08	40	6.47 %
-E	63	53	116	18.8 %	-N	09	04	13	2.10 %
-e	02	0	02	0.32 %	-S	08	04	12	1.94 %
-K	13	14	27	4.36 %	-s	04	0	04	0.64 %
-Le <sup>a</sup>	57	8	65	10.5 %	-C <sup>w</sup>	0	05	05	0.80 %
-Le <sup>b</sup>	28	1	29	4.70 %	-Xg <sup>a</sup>	01	00	01	0.16 %
-Jk <sup>a</sup>	04	12	16	2.60 %	-H	04	0	01	0.64 %
-Jk <sup>b</sup>	04	03	07	1.15 %	others	06	0	06	0.96 %

### Points to Ponder

- Indian Studies on alloantibodies few, mainly focused on Thalassemia, multi-transfused or antenatal patients
- This study covers the general patient population of Delhi and alloantibody prevalence is ~ 1%
- Need for improving IH practices

### Points to Ponder

*Dr. Poonam Shrivastava's Thoughts*

- A Robust Rh D Immunisation Programme is needed
- *Clinically significant antibodies identified and the problems of **many patients who had been denied transfusion** earlier from other facilities, were solved!*

## Bombay Incidence

- Frequency estimated as 1 in 13,000 in Bombay (Bhatia and Sanghvi 1962)
- In 1974 (Bhatia & Sathe) estimated the incidence to be 1 in 7600 in Bombay.
- A systematic screening of Ratnagiri and Sindhudurg districts of Maharashtra, showed the incidence to be 1 in 4500.
- Incidence is 1 in 2500 among Marathas of Ratnagiri and Raigad districts and Goa.





**Dr. Joshi  
discovered  
Indian  
Blood  
Group!  
In<sup>a</sup> & In<sup>b</sup>**



**Indian  
Immunoematology  
Initiative**

## **Challenges Over 10 Years**

- Building resources in country
- High speed, bench top centrifuge
  - To teach advanced problem solving you need test tubes!
- Shipping samples
  - Improvement with new challenges
- Slow in moving to routine pretransfusion antibody detection (screen)



## Challenges Today

- Too many blood banks
- Resources
  - Expense of reagents
- Physician education
- Laboratory Scientist clinical training
- Politics in business
- Enforcement of standards for sustainable improvement



## Opportunities

- Increase in volunteer donations
- CDC grant
- NACO moving toward inspection
- Working with AABB to develop accreditation
- Professional Organizations
- Scientific Journals
  - Asian Journal of Transfusion Science
- Education
- Collaboration



Indian Immunohematology Initiative

ISBTI  
Indian society of Blood Transfusion and Immunohaematology

Asian Association of Transfusion Medicine

ISBT

aaBB®  
Advancing Transfusion and Cellular Therapies Worldwide

BLOODCENTER of WISCONSIN™ PART OF VERSITI

### First Class in 2006

BLOODCENTER of WISCONSIN™ PART OF VERSITI

 **Indian Immunohematology Initiative**







 **Asian Association of Transfusion Medicine**

 **aabb**  
Advancing Transfusion and Cellular Therapies Worldwide